

7.5

Writing and Graphing Inequalities

Comparing

Complete the statement using < or >.

1) $-\frac{2}{3}$ $\frac{3}{8}$

2) $-\frac{1}{2}$ $-\frac{7}{8}$

3) $-\frac{1}{5}$ $\frac{1}{10}$

4) -1.4 1.2

5) -2.2 -4.6

6) -1.9 -1.1

Inequalities

An inequality is a mathematical sentence that compares expressions.

To write an inequality, look for the following phrases to determine where to place the inequality symbol.

Inequality Symbols				
Symbol	$<$	$>$	\leq	\geq
Key Phrases	<ul style="list-style-type: none">• is less than• is fewer than	<ul style="list-style-type: none">• is greater than• is more than	<ul style="list-style-type: none">• is less than or equal to• is at most• is no more than	<ul style="list-style-type: none">• is greater than or equal to• is at least• is no less than

Writing Inequalities

Write the following as an inequality.

- 1) A number h is great than or equal to -7 .
- 2) A number k is less than 4 .
- 3) A number x is at most -10 .
- 4) A number p is fewer than 17 .
- 5) A number y is no less than -9
- 6) A number t is at least 5 .

Writing Inequalities

Write the following as an inequality.

- 7) A number q plus a number is great than or equal to -7.9 .
- 8) The product of a number m and 8 is at most -40 .
- 9) The quotient of a number d and -7 is at least -10 .
- 10) The difference of a number n and 1.5 is fewer than 45 .
- 11) The sum of a number a and 7.8 is no more than 46.8 .
- 12) 17 less than a number x is no less than 56 .

In

S

K

Solutions of Inequalities

A solution of an inequality is a value that makes the inequality true.

An inequality can have more than one solution.

The set of all solutions of an inequality is called the solution set.

Value of x	$x + 2 < -1$	Is the inequality true?

Checking solutions

Tell whether 2 is a solution of each inequality. Show work.

a) $x + 4 \geq 6$

b) $x \cdot 5.5 < 14$

Checking solutions

Tell whether 5 is a solution of each inequality. Show work.

c) $x + 12 > 17$

d) $\frac{x}{2.5} \geq 3$

Graphing Inequalities

$<$ "Less than"

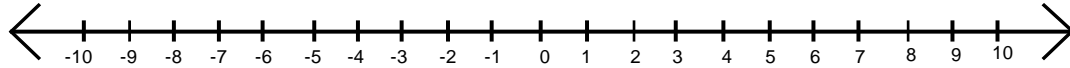
\leq "Less than or equal to"

$>$ "Greater than"

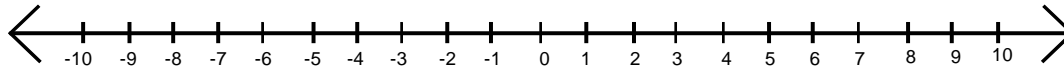
\geq "Greater than or equal to"

Graph the following:

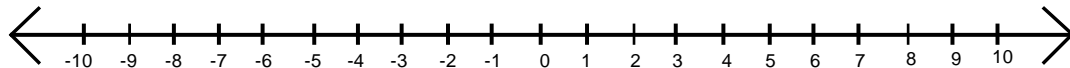
a) $y \geq -3$



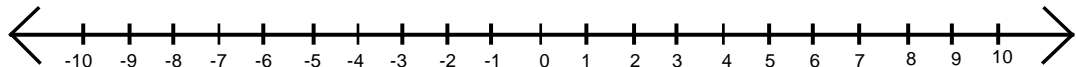
b) $y < -3$



c) $y \leq -3$



d) $y > -3$



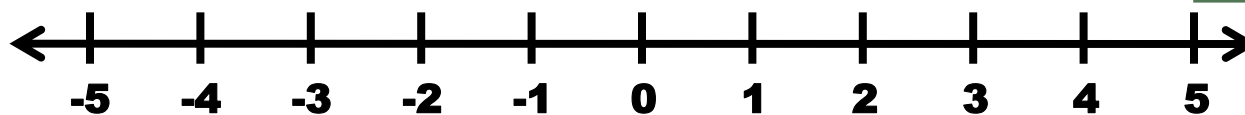
$< or >$ - Empty Dots

$\leq or \geq$ - Full Dots

Practice

$< or >$ - Empty Dots

$\leq or \geq$ - Full Dots



Inequality Symbols

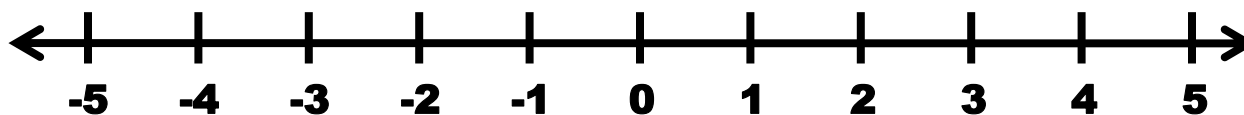
$<$ “Less than”

\leq “Less than or equal to”

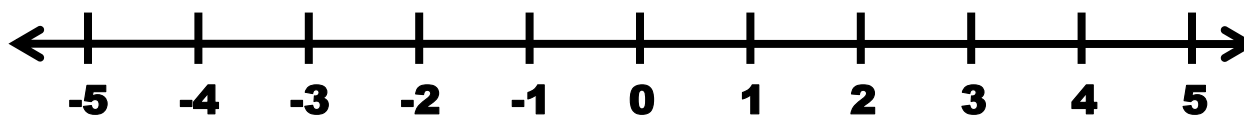
$>$

\geq

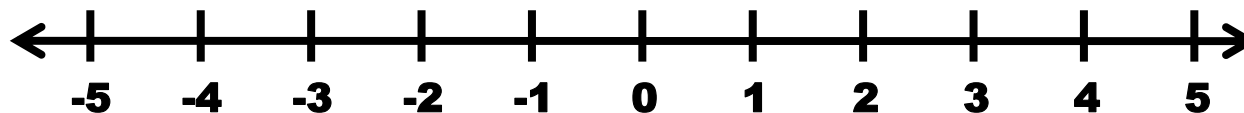
a) $x > -1$



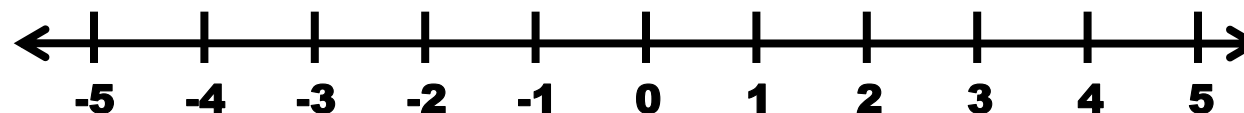
b) $x < -1$



c) $x \geq 2$



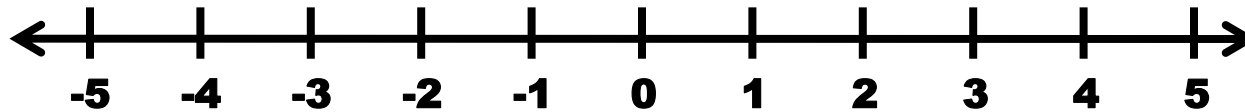
d) $x \leq 2$



Practice

$< or >$ - Empty Dots

$\leq or \geq$ - Full Dots



Inequality Symbols

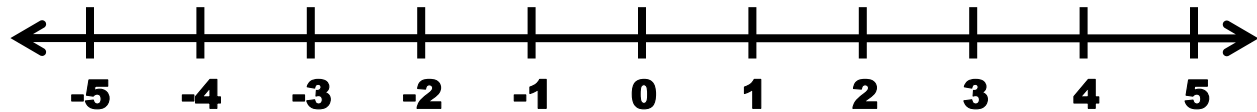
$<$ “Less than”

\leq “Less than or equal to”

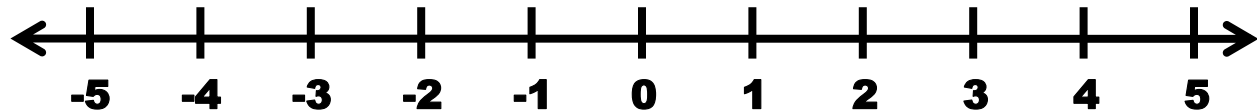
$>$ “Greater than”

\geq “Greater than or equal to”

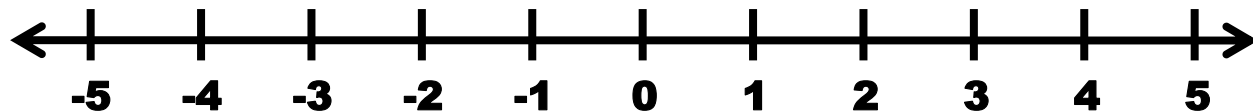
$e) z \geq 4$



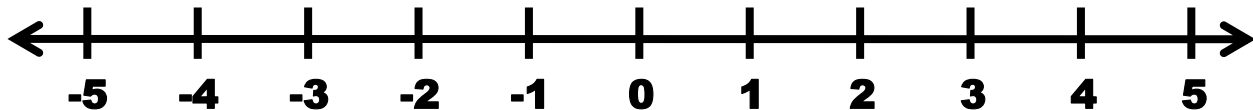
$f) t < -\frac{1}{2}$



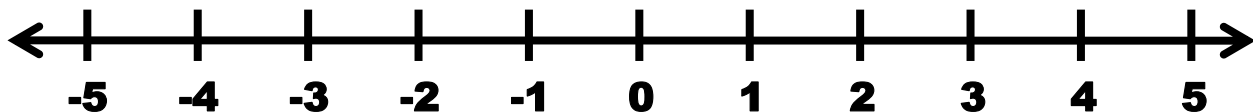
g) $-2 < x$



h) $3 \geq x$

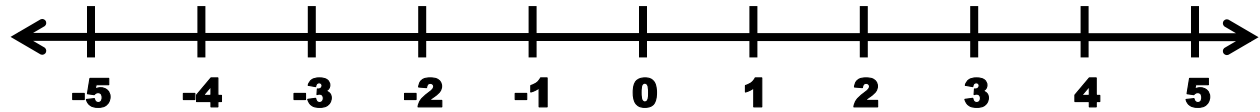


i) $-1\frac{1}{2} < x$

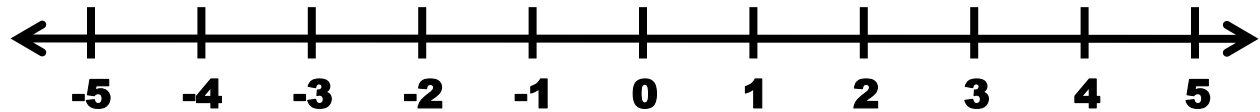


Write the inequality shown in each graph

j)



k)



l)

