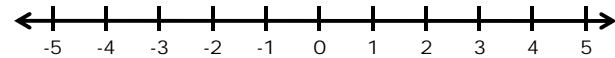


10.1-10.2

Graphing & Solving Inequalities

Graphing Inequalities Review



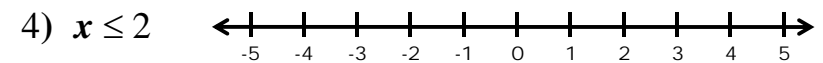
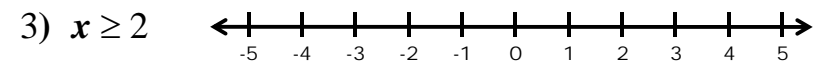
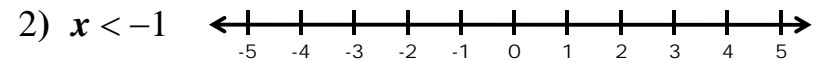
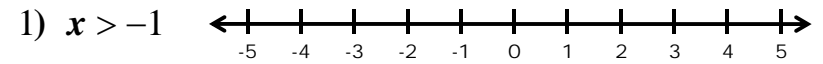
Inequality Symbols

$<$ "Less than"

\leq "Less than or equal to"

$>$ "Greater than"

\geq "Greater than or equal to"

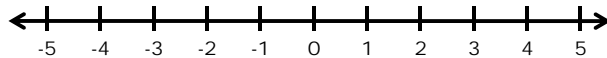


Key

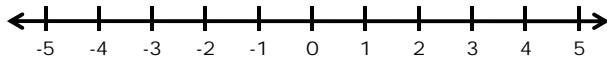
$< \textit{or} >$ - Empty Dots

$\leq \textit{or} \geq$ - Full Dots

5) $-2 < x$



6) $3 \geq x$

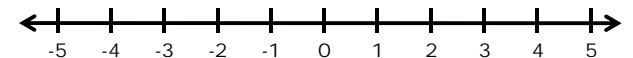


Key

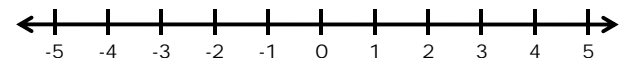
$< \textit{or} >$ - Empty Dots

$\leq \textit{or} \geq$ - Full Dots

7) $-4 < x \leq 2$



8) $-3 \leq x < 5$



Solving Inequalities

Solving inequalities is just like solving regular equations...

$$9) t + 3 < 7$$

$$11) 4p < 20$$

$$10) r - 5 > 7$$

$$12) \frac{x}{3} \geq 5$$

...HOWEVER, if you DIVIDE or MULTIPLY both sides by a NEGATIVE NUMBER, YOU HAVE TO CHANGE THE DIRECTION OF THE INEQUALITY SIGN!!

$$13) -5x \geq 30$$

$$14) \frac{a}{-8} < 72$$

Practice

Solve the following:

$$15) x - 7 \leq 17$$

$$16) \frac{p}{-13} < -3$$

$$17) a + 4 < a + 1$$

$$18) 6(2 - x) \leq 3(x - 2)$$