

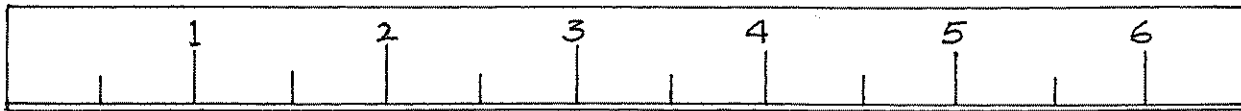
Name _____ Date _____

Measure to the Nearest Half Inch

The right end of the pencil is closer to the $5\frac{1}{2}$ -inch mark than to either the 5-inch mark or the 6-inch mark.

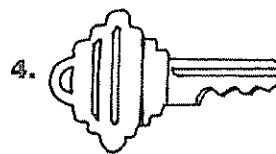

You can measure length to the nearest half inch.

How long is this pencil to the nearest half inch?



To the nearest half inch, this pencil is $5\frac{1}{2}$ in. long.

Measure the length of each object to the nearest half inch.



Use an inch ruler. Draw a line of each length.

7. $2\frac{1}{2}$ in.

8. 1 in.

9. $4\frac{1}{2}$ in.

10. 6 in.